


# **CANADIAN CONCRETE MASONRY PRODUCERS' ASSOCIATION**

## **LEVY FUND**

**Financial Statements  
(Unaudited - See Notice to Reader)**

**Fourth Quarter and Year ended December 31, 2020**



**[www.ccmpa.ca](http://www.ccmpa.ca)**

**CANADIAN CONCRETE MASONRY PRODUCERS' ASSOCIATION**  
**LEVY FUND**  
**Contents**  
**(Unaudited - See Notice to Reader)**  
**December 31, 2020**

<b>Notice to Reader .....</b>	<b>1</b>
<b>Financial Statements</b>	
Statement of Financial Position .....	2
Statement of Changes in Net Assets .....	3
Statement of Revenue and Expenses .....	4
Expenses .....	5 - 6
Note to Financial Statements .....	7 - 10
<b>Block Sales Report .....</b>	<b>11 - 12</b>

## NOTICE TO READER

On the basis of information provided by management, we have compiled the statement of financial position of the Levy Fund of Canadian Concrete Masonry Producers' Association as at December 31, 2020 and the statements of revenue and expenses and changes in net assets for the three months and year then ended.

We have not performed an audit or a review engagement in respect of these financial statements and accordingly, we express no assurance thereon.

Readers are cautioned that these statements may not be appropriate for their purposes.

*Dixon, Gordon + Co, LLP*

Chartered Professional Accountants, Licensed Public Accountants  
Toronto, Canada  
April 21, 2021

---

**CANADIAN CONCRETE MASONRY PRODUCERS' ASSOCIATION  
LEVY FUND**

**Statement of Financial Position  
(Unaudited - See Notice to Reader)  
December 31, 2020**

	<b>December 31 2020</b>	<b>December 31 2019</b>
<b>Assets</b>		
Cash and cash equivalents	<b>\$ 1,508,566</b>	\$ 1,278,208
Guaranteed investment certificates	<b>3,381,471</b>	3,569,646
Accrued levy fees	<b>380,906</b>	358,189
Prepaid expense	<b>50,000</b>	73,842
Accounts receivable	<b>32,675</b>	73,769
	<b>\$ 5,353,618</b>	\$ 5,353,654
<b>Liabilities</b>		
Accounts payable and accrued liabilities	<b>\$ 420,969</b>	\$ 289,999
Sales tax payable	<b>33,767</b>	41,315
	<b>454,736</b>	331,314
<b>Projects in-progress</b> (pages 7-10)		
<b>Net assets</b>		
Net assets internally restricted (page 3)	<b>4,898,882</b>	5,022,340
	<b>\$ 5,353,618</b>	\$ 5,353,654

See accompanying note

**CANADIAN CONCRETE MASONRY PRODUCERS' ASSOCIATION  
LEVY FUND**

**Statement of Changes in Net Assets  
(Unaudited - See Notice to Reader)**

**For the three months and year ended December 31, 2020**

	Fourth Quarter		Total Year	
	2020	2019	2020	2019
<b>Net assets, beginning of period</b>	<b>\$ 5,142,137</b>	\$ 5,022,317	<b>\$ 5,022,340</b>	\$ 5,002,302
Excess of (expenses over revenue) revenue over expenses (page 4)	(243,255)	23	(123,458)	20,038
<b>Net assets, end of period</b>	<b>\$ 4,898,882</b>	\$ 5,022,340	<b>\$ 4,898,882</b>	\$ 5,022,340

See accompanying note

**CANADIAN CONCRETE MASONRY PRODUCERS' ASSOCIATION  
LEVY FUND**

**Statement of Revenue and Expenses  
(Unaudited - See Notice to Reader)**

**For the three months and year ended December 31, 2020**

	<b>Fourth Quarter</b>		<b>Total Year</b>	
	<b>2020</b>	<b>2019</b>	<b>2020</b>	<b>2019</b>
<b>Revenue</b>				
Levy fees	\$ 360,286	\$ 359,965	\$ 1,507,728	\$ 1,559,183
Levy fees allocated for contribution	60,985	-	60,985	-
Interest income	5,701	22,710	63,608	80,463
	<b>426,972</b>	<b>382,675</b>	<b>1,632,321</b>	<b>1,639,646</b>
<b>Expenses (pages 5-6)</b>				
Technical programs	629,391	341,231	1,389,763	1,172,618
Advertising and promotion	29,663	32,198	332,709	415,848
General and administration	11,173	9,223	33,307	31,142
	<b>670,227</b>	<b>382,652</b>	<b>1,755,779</b>	<b>1,619,608</b>
<b>Excess of (expenses over revenue) revenue over expenses</b>	<b>\$ (243,255)</b>	<b>\$ 23</b>	<b>\$ (123,458)</b>	<b>\$ 20,038</b>

See accompanying note

**CANADIAN CONCRETE MASONRY PRODUCERS' ASSOCIATION  
LEVY FUND**

**Expenses**

**(Unaudited - See Notice to Reader)**

**For the three months and year ended December 31, 2020**

	Fourth Quarter		Total Year	
	2020	2019	2020	2019
<b>Technical programs</b>				
University sponsorships	\$ 288,084	\$ 152,500	\$ 428,084	\$ 343,889
Consulting fees	67,959	16,803	245,029	141,019
Association des Entrepreneurs en Maçonnerie du Québec (AEMQ) - translation costs	33,200	34,675	146,723	168,217
Design software support contribution	-	-	100,000	100,000
National training fund contribution	25,000	25,000	100,000	100,000
Canadian Masonry Research Council funding	50,000	50,000	100,000	100,000
Training Centre block delivery	26,375	26,969	82,716	83,889
Atlantic Masonry Institute contribution	60,985	-	60,985	-
Atlantic Canada study - Building structure cost comparison	50,000	-	50,000	-
Cost comparison study - Multi-residential structures	-	-	-	48,813
Secondary engineering support	26,204	56	26,204	895
Canadian Masonry Contractors Association (CMCA) conference sponsorship	-	-	25,000	20,000
Apprenticeship Training Textbook	550	24,055	17,550	24,055
Consulting expenses	34	3,209	6,472	12,877
Masonry Design Awards	-	-	-	10,000
Masonry training scholarships	-	-	-	10,000
Canada-U.S. Standards Summit	-	7,257	-	7,257
Development of the National Building Code Canada (NBCC) - Sound analysis	1,000	-	1,000	1,000
Research projects - universities	-	707	-	707
	<b>\$ 629,391</b>	<b>\$ 341,231</b>	<b>\$ 1,389,763</b>	<b>\$ 1,172,618</b>

Continued on next page

See accompanying note

**CANADIAN CONCRETE MASONRY PRODUCERS' ASSOCIATION  
LEVY FUND**

**Expenses (continued)**

**(Unaudited - See Notice to Reader)**

**For the three months and year ended December 31, 2020**

	<b>Fourth Quarter</b>		<b>Total Year</b>	
	<b>2020</b>	<b>2019</b>	<b>2020</b>	<b>2019</b>
<b>Advertising and promotion</b>				
Advertising and marketing programs	\$ 625	\$ 207	\$ 12,266	\$ 101,321
MasonryWorks sponsorship	-	-	75,000	79,000
National Concrete Masonry Association ("NCMA") and other membership fees	-	1,794	55,401	11,365
NCMA levy contribution	12,010	11,999	50,258	51,973
MasonryWorks membership fees	-	-	50,000	50,000
Alberta Masonry Council - Infrastructure				
Alberta Government Relations Campaign	-	-	30,000	30,000
Masonry Alliance for Codes and Standards membership	-	-	23,842	22,948
Website and social media	12,028	5,310	20,442	11,846
Advertisement - Fire and building code	-	-	-	14,183
Royal Architectural Institute of Canada sponsorship	-	12,888	-	12,888
AEMQ sponsorship	-	-	10,500	10,000
The Masonry Society sponsorship - North American Masonry Conference	-	-	-	10,324
Ontario Masonry Contractors' Association sponsorship	5,000	-	5,000	10,000
	\$ 29,663	\$ 32,198	\$ 332,709	\$ 415,848
<b>General and administration</b>				
Professional fees	\$ 6,665	\$ 8,944	\$ 27,160	\$ 29,534
Travel and meetings	4,132	(7)	5,640	681
Postage and courier	-	146	99	522
Bank charges	376	(202)	408	63
Donation	-	342	-	342
	\$ 11,173	\$ 9,223	\$ 33,307	\$ 31,142

See accompanying note



# CANADIAN CONCRETE MASONRY PRODUCERS' ASSOCIATION

## LEVY FUND

### Note to Financial Statements

#### Projects in-progress

(Unaudited - See Notice to Reader)

December 31, 2020

	Total to	2020	Expected Expenditures (1)	
	2019		2021	2022
(a) University sponsorships for a total of \$3,600,000 from 2009 to 2022.	\$ 2,635,889	\$ 428,084	\$ 300,000	\$ 306,027
(b) Consulting fees.	141,019 for 2019	245,029	250,000	250,000 + each year after
(c) Association des Entrepreneurs en Maçonnerie du Québec (AEMQ).	168,217 for 2019	146,723	160,000 (2)	160,000 + each year after (2)
(d) Membership dues of \$50,000 per year to MasonryWorks, a marketing group, and additional contributions in 2018, 2019 and 2020 of \$75,000, \$79,000 and \$75,000, respectively.	129,000 for 2019	125,000	125,000	125,000 + each year after
(e) Design software-				
(i) Development of the software in partnership with the Canada Masonry Design Centre.	361,734	-	-	-
(ii) Funding to National Masonry Design Programs of 50% share of operating costs comprising support for technical assistance and software upgrades.	100,000 for 2019	100,000	100,000	100,000 + each year after
(f) Ontario Masonry Training Centre (OMTC), with funding of \$1,775,000 over the 13 year period from 2008 to 2020.	1,675,000	100,000	100,000	100,000 + each year after
(g) Canadian Masonry Research Council funding.	100,000 for 2019	100,000	100,000	100,000 + each year after
(h) Materials for apprenticeship training and research.	949,275	82,716	150,000	150,000 + each year after
(i) Atlantic Masonry Institute contribution, funded by a levy fee of 5.0 cents per block sold by participant members.	-	60,985	80,000 (3)	80,000 + each year after (3)
Subtotals continued on next page	\$ 6,260,134	\$ 1,388,537	\$ 1,671,027	\$ 1,065,000

**CANADIAN CONCRETE MASONRY PRODUCERS' ASSOCIATION****LEVY FUND****Note to Financial Statements (continued)****Projects in-progress****(Unaudited - See Notice to Reader)****December 31, 2020**

	<b>Total to 2019</b>	<b>2020</b>	<b>Expected Expenditures (1)</b>	
			<b>2021</b>	<b>2022</b>
Subtotals carried forward	\$ 6,260,134	\$ 1,388,537	\$ 1,671,027	\$ 1,065,000
(j) Prolevy fee payable to NCMA at 10% of the levy fees that would be collected by the Association based on a net 1.5 cent per unit levy.	51,973 for 2019	50,258	60,000 (4)	60,000 (4)
(k) Alberta Masonry Council - Government relations campaign.	30,000 for 2019	30,000	-	-
(l) Secondary engineering support.	895 for 2019	26,204	50,000	50,000 + each year after
(m) Canadian Masonry Contractors Association (CMCA) conference sponsorship.	242,185	25,000	-	-
(n) Masonry Alliance for Codes and Standards membership and contribution.	22,948 for 2019	23,842	25,000	25,000 + each year after
(o) Masonry Apprenticeship Training Textbook.	144,288	17,550	10,000	10,000 + each year after
(p) Advertising and marketing programs.	101,321 for 2019	12,266	150,000	150,000 + each year after
(q) AEMQ sponsorship.	10,000	10,500	-	-
(r) Ontario Masonry Contractors' Association sponsorship.	10,000	5,000	-	-
(s) Development of the National Building Code Canada (NBCC), in collaboration with NRC for research and development involving sound transmission analysis and measurement of the vibration reduction index, with additional funding of \$20,000 from the Canadian Precast Prestressed Concrete Institute.	423,068	1,000	25,000	-
(t) Research projects - universities.	12,707	-	50,000	50,000 + each year after
Subtotals continued on next page	\$ 7,309,519	\$ 1,590,157	\$ 2,041,027	\$ 1,410,000

**CANADIAN CONCRETE MASONRY PRODUCERS' ASSOCIATION****LEVY FUND****Note to Financial Statements (continued)****Projects in-progress****(Unaudited - See Notice to Reader)****December 31, 2020**

	<b>Total to 2019</b>	<b>2020</b>	<b>Expected Expenditures (1)</b>	
			<b>2021</b>	<b>2022</b>
Subtotals carried forward	\$ 7,309,519	\$ 1,590,157	\$ 2,041,027	\$ 1,410,000
(u) Masonry training scholarships.	10,000 for 2019	-	10,000	10,000 + each year to 2025
(v) Creation of the new Royal Architectural Institute of Canada (RAIC) Centre for Architecture at Athabasca University.	250,000	-	-	-
(w) Block machine for McMaster University.	197,735	-	-	-
(x) Masonry Design Awards.	174,200	-	-	-
(y) Educational tools.	105,884	-	-	-
(z) Foundation Project - McMaster University.	100,763	-	-	-
(aa) National Research Council (NRC) research.	85,423	-	-	-
(ab) CSA standard from 2009 to 2013.	75,000	-	-	-
(ac) Wall Draining Project (NRC).	62,218	-	-	-
(ad) Seismic Design Guide.	55,717	-	-	-
(ae) Cost comparison study - Multi-residential structures.	48,813	-	-	-
(af) Development of Canadian Framework and Guide regarding Apparent Sound Insulation in Construction - Phases 1-2.	30,000	-	-	-
(ag) Cement study.	30,000	-	-	-
(ah) Altus/MasonryWorks wall costs study.	17,500	-	-	-
(ai) Thermal Performance Guide.	16,000	-	-	-
(aj) Unit Strength Method Correlation Study.	15,044	-	-	-
(ak) National Sciences and Engineering Research Council (NSERC) funding.	15,000	-	-	-
Subtotals continued on next page	\$ 8,598,816	\$ 1,590,157	\$ 2,051,027	\$ 1,420,000

**CANADIAN CONCRETE MASONRY PRODUCERS' ASSOCIATION****LEVY FUND****Note to Financial Statements (continued)****Projects in-progress****(Unaudited - See Notice to Reader)****December 31, 2020**

	<b>Total to 2019</b>	<b>2020</b>	<b>Expected Expenditures (1)</b>	
			<b>2021</b>	<b>2022</b>
Subtotals carried forward	\$ 8,598,816	\$ 1,590,157	\$ 2,051,027	\$ 1,420,000
(al) Single Wythe energy study.	12,990	-	-	-
(am) Canada-U.S. Standards Summit.	7,257	-	-	-
(an) Insurance cost study.	5,918	-	-	-
(ao) Leadership in Energy and Environmental Design (LEED) standards development.	4,973	-	-	-
(ap) Load Bearing Masonry and Innovation Drive Project.	4,000	-	-	-
(aq) SMART/dynamics of masonry subscriptions.	3,391	-	-	-
<b>Totals</b>	<b>\$ 8,637,345</b>	<b>\$ 1,590,157</b>	<b>\$ 1,745,000</b>	<b>\$ 1,726,027</b>

- (1) Annual totals after 2022:
- |                               |              |
|-------------------------------|--------------|
| 2023 to 2025                  | \$ 1,420,000 |
| 2026 and each year thereafter | 1,410,000    |
- (2) Payment amount based on unit block sales in Québec.
- (3) Payment amount equal to the levy revenues raised by producer members that are also members of the Atlantic Masonry Institute at an incremental 5.0 cents per block.
- (4) Payment amount based on total unit block sales.

**CANADIAN CONCRETE MASONRY PRODUCERS' ASSOCIATION****LEVY FUND****Block Sales Report****(Unaudited - See Notice to Reader)****For the three months and year ended December 31, 2020**

	<b>Q1</b>	<b>Q2</b>	<b>Q3</b>	<b>Q4</b>
<b>BLOCK SALES</b> (1)				
<b>Quarter totals</b>				
Standard	5,400,773	6,131,446	8,288,774	6,186,076
Lightweight	1,490,969	1,293,884	1,732,055	1,450,585
Architectural	343,166	357,604	460,050	369,693
<b>Total</b>	<b>7,234,908</b>	<b>7,782,934</b>	<b>10,480,879</b>	<b>8,006,354</b>
<b>Year-to-date totals</b>				
Standard	5,400,773	11,532,219	19,820,993	26,007,069
Lightweight	1,490,969	2,784,853	4,516,908	5,967,493
Architectural	343,166	700,770	1,160,820	1,530,513
<b>Total</b>	<b>7,234,908</b>	<b>15,017,842</b>	<b>25,498,721</b>	<b>33,505,075</b>
<b>LEVY FEES</b> (1)				
<b>Quarter totals</b>				
Gross amount	\$ 361,746	\$ 389,146	\$ 524,044	\$ 400,318
Less: Administration	(36,175)	(38,914)	(52,405)	(40,032)
<b>Net Levy fees</b>	<b>\$ 325,571</b>	<b>\$ 350,232</b>	<b>\$ 471,639</b>	<b>\$ 360,286</b>
<b>Year-to-date totals</b>				
Gross amount	\$ 361,746	\$ 750,892	\$ 1,274,936	\$ 1,675,254
Less: Administration	(36,175)	(75,089)	(127,494)	(167,526)
<b>Net Levy fees</b>	<b>\$ 325,571</b>	<b>\$ 675,803</b>	<b>\$ 1,147,442</b>	<b>\$ 1,507,728</b>

(1) Levy fees are based on a flat per block rate of 5.0¢ less 0.5¢ for administration.

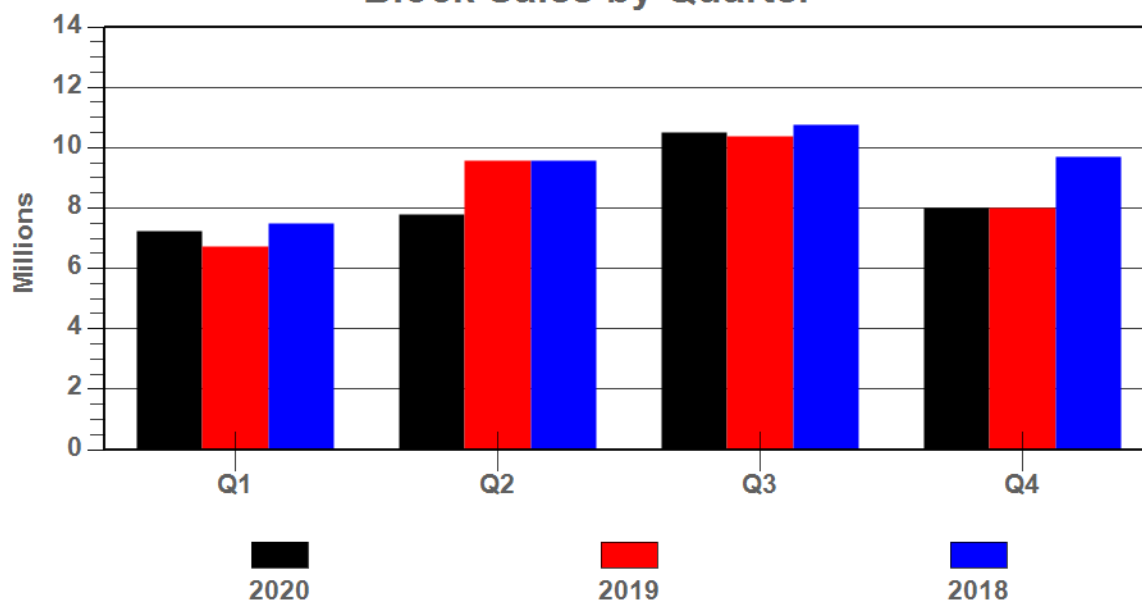
**CANADIAN CONCRETE MASONRY PRODUCERS' ASSOCIATION  
LEVY FUND**

**Block Sales Report (continued)**

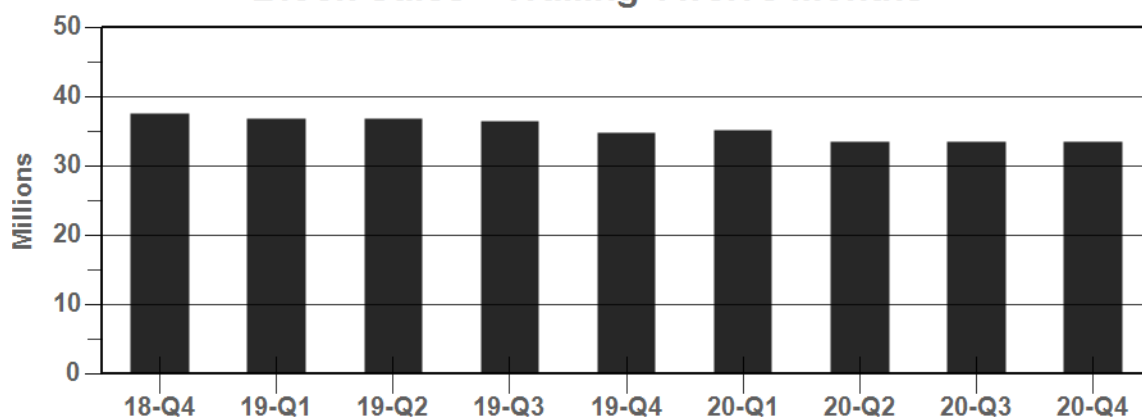
(Unaudited - See Notice to Reader)

For the three months and year ended December 31, 2020

### Block Sales by Quarter



### Block Sales - Trailing Twelve Months



(000's)	Q1	Q2	Q3	Q4
<b>Quarter totals</b>				
2020	7,235	7,783	10,481	8,006
2019	6,717	9,571	10,361	8,000
2018	7,509	9,586	10,761	9,695
<b>Year-to-date totals</b>				
2020	7,235	15,018	25,499	33,505
2019	6,717	16,288	26,649	34,649
2018	7,509	17,095	27,856	37,551