


# **CANADIAN CONCRETE MASONRY PRODUCERS' ASSOCIATION**

## **LEVY FUND**

**Financial Statements  
(Unaudited - See Notice to Reader)**

**Second Quarter ended June 30, 2021**



**[www.ccmpa.ca](http://www.ccmpa.ca)**

**CANADIAN CONCRETE MASONRY PRODUCERS' ASSOCIATION**  
**LEVY FUND**  
**Contents**  
**(Unaudited - See Notice to Reader)**  
**June 30, 2021**

<b>Notice to Reader .....</b>	<b>1</b>
<b>Financial Statements</b>	
Statement of Financial Position .....	2
Statement of Changes in Net Assets .....	3
Statement of Revenue and Expenses .....	4
Expenses .....	5
Note to Financial Statements .....	6 - 10
<b>Block Sales Report .....</b>	<b>11 - 12</b>

## NOTICE TO READER

On the basis of information provided by management, we have compiled the statement of financial position of the Levy Fund of Canadian Concrete Masonry Producers' Association as at June 30, 2021 and the statements of revenue and expenses and changes in net assets for the six months then ended.

We have not performed an audit or a review engagement in respect of these financial statements and accordingly, we express no assurance thereon.

Readers are cautioned that these statements may not be appropriate for their purposes.

*Dixon, Gordon + Co, LLP*

Chartered Professional Accountants, Licensed Public Accountants  
Toronto, Canada  
September 10, 2021

---

**CANADIAN CONCRETE MASONRY PRODUCERS' ASSOCIATION****LEVY FUND****Statement of Financial Position****(Unaudited - See Notice to Reader)****June 30, 2021**

	<b>June 30 2021</b>	<b>December 31 2020</b>	<b>June 30 2020</b>
<b>Assets</b>			
Cash and cash equivalents	<b>\$ 1,139,161</b>	\$ 1,508,566	\$ 1,162,772
Guaranteed investment certificates	<b>3,391,591</b>	3,381,471	3,606,891
Accrued levy fees	<b>438,315</b>	380,906	350,232
Prepaid expense	-	50,000	-
Accounts receivable	<b>251,132</b>	32,675	120,864
Sales tax receivable	-	-	13,023
	<b>\$ 5,220,199</b>	\$ 5,353,618	\$ 5,253,782
<b>Liabilities</b>			
Accounts payable and accrued liabilities	<b>\$ 428,072</b>	\$ 420,969	\$ 298,525
Sales tax payable	<b>5,876</b>	33,767	-
	<b>433,948</b>	454,736	298,525
<b>Projects in-progress</b> (pages 6-10)			
<b>Net assets</b>			
Net assets internally restricted (page 3)	<b>4,786,251</b>	4,898,882	4,955,257
	<b>\$ 5,220,199</b>	\$ 5,353,618	\$ 5,253,782

See accompanying note

**CANADIAN CONCRETE MASONRY PRODUCERS' ASSOCIATION  
LEVY FUND**

**Statement of Changes in Net Assets  
(Unaudited - See Notice to Reader)**

**For the three and six months ended June 30, 2021**

	<b>Second Quarter</b>		<b>Year-to-date</b>	
	<b>2021</b>	2020	<b>2021</b>	2020
<b>Net assets, beginning of period</b>	<b>\$ 4,822,405</b>	\$ 5,044,941	<b>\$ 4,898,882</b>	\$ 5,022,340
Excess of expenses over revenue (page 4)	<b>(36,154)</b>	(89,684)	<b>(112,631)</b>	(67,083)
<b>Net assets, end of period</b>	<b>\$ 4,786,251</b>	\$ 4,955,257	<b>\$ 4,786,251</b>	\$ 4,955,257

See accompanying note

**CANADIAN CONCRETE MASONRY PRODUCERS' ASSOCIATION  
LEVY FUND**

**Statement of Revenue and Expenses  
(Unaudited - See Notice to Reader)**

**For the three and six months ended June 30, 2021**

	<b>Second Quarter</b>		<b>Year-to-date</b>	
	<b>2021</b>	<b>2020</b>	<b>2021</b>	<b>2020</b>
<b>Revenue</b>				
Levy fees	\$ 412,778	\$ 350,232	\$ 727,989	\$ 675,803
Levy fees allocated for contribution	25,537	-	44,109	-
Interest income	5,720	19,372	11,208	39,943
	<b>444,035</b>	369,604	<b>783,306</b>	715,746
<b>Expenses (page 5)</b>				
Technical programs	454,474	365,211	720,937	495,941
Advertising and promotion	16,599	87,412	160,788	271,469
General and administration	9,116	6,665	14,212	15,419
	<b>480,189</b>	459,288	<b>895,937</b>	782,829
<b>Excess of expenses over revenue</b>	<b>\$ (36,154)</b>	<b>\$ (89,684)</b>	<b>\$ (112,631)</b>	<b>\$ (67,083)</b>

See accompanying note

# CANADIAN CONCRETE MASONRY PRODUCERS' ASSOCIATION LEVY FUND

## Expenses

(Unaudited - See Notice to Reader)

For the three and six months ended June 30, 2021

	Second Quarter		Year-to-date	
	2021	2020	2021	2020
<b>Technical programs</b>				
Consulting fees	\$ 62,494	\$ 96,411	\$ 139,050	\$ 99,959
Training Centre block delivery	100,510	-	133,737	42,455
University sponsorships	50,000	50,000	110,240	50,000
Design software support contribution	100,000	100,000	100,000	100,000
Association des Entrepreneurs en Maçonnerie du Québec (AEMQ) contribution	31,553	26,800	66,858	61,527
Canadian Masonry Research Council funding	50,000	50,000	50,000	50,000
National training fund contribution	25,000	25,000	50,000	50,000
Atlantic Masonry Institute contribution	25,537	-	44,109	-
Canadian Masonry Contractors Association (CMCA) conference sponsorship	-	-	-	25,000
Apprenticeship Training Textbook	-	17,000	-	17,000
Masonry training scholarships	-	-	10,000	-
Environmental product declaration - concrete masonry units	-	-	7,563	-
Cost comparison study - Multi-residential structures	5,000	-	5,000	-
Other research projects	4,380	-	4,380	-
	\$ 454,474	\$ 365,211	\$ 720,937	\$ 495,941
<b>Advertising and promotion</b>				
MasonryWorks sponsorship	\$ -	\$ 75,000	\$ -	\$ 75,000
National Concrete Masonry Association ("NCMA") and other membership fees	-	-	51,582	50,000
MasonryWorks membership fees	-	-	50,000	50,000
Alberta Masonry Council - Infrastructure Alberta Government Relations Campaign	-	-	-	30,000
NCMA levy contribution	13,759	11,675	24,266	22,527
Masonry Alliance for Codes and Standards membership	-	-	23,007	23,842
AEMQ sponsorship	-	-	-	10,500
Website and social media	2,840	737	10,058	4,674
Advertising and marketing programs	-	-	1,875	4,926
	\$ 16,599	\$ 87,412	\$ 160,788	\$ 271,469
<b>General and administration</b>				
Professional fees	\$ 9,105	\$ 6,665	\$ 14,175	\$ 13,830
Travel and meetings	-	-	-	1,508
Postage and courier	-	-	18	49
Bank charges	11	-	19	32
	\$ 9,116	\$ 6,665	\$ 14,212	\$ 15,419

See accompanying note

# CANADIAN CONCRETE MASONRY PRODUCERS' ASSOCIATION

## LEVY FUND

### Note to Financial Statements

#### Projects in-progress

(Unaudited - See Notice to Reader)

June 30, 2021

		Total to 2020	Forecast 2021			Expected Expenditures (1)	
			Q2 YTD	Q3-Q4	Total 2021	2022	2023
(a)	University sponsorships for a total of \$3,600,000 from 2009 to 2022.	\$ 3,063,973	\$ 110,240	\$ 175,787	\$ 286,027	\$ 250,000	\$ -
(b)	Consulting fees.	245,029 for 2020	139,050	110,950	250,000	250,000	250,000 + each year after
(c)	Association des Entrepreneurs en Maçonnerie du Québec (AEMQ).	146,723 for 2020	66,858	83,142	150,000	160,000 (2)	160,000 + each year after (2)
(d)	Materials for apprenticeship training and research.	1,031,991	133,737	16,263	150,000	150,000	150,000 + each year after
(e)	Membership dues of \$50,000 per year to MasonryWorks, a marketing group, and additional contributions in 2018, 2019 and 2020 of \$75,000, \$79,000 and \$75,000, respectively.	125,000 for 2020	50,000	75,000	125,000	75,000	75,000 + each year after
(f)	Design software-						
(i)	Development of the software in partnership with the Canada Masonry Design Centre.	361,734	-	-	-	-	-
(ii)	Funding to National Masonry Design Programs of 50% share of operating costs comprising support for technical assistance and software upgrades.	100,000 for 2020	100,000	-	100,000	100,000	100,000 + each year after
(g)	Ontario Masonry Training Centre (OMTC), with funding of \$1,775,000 over the 13 year period from 2008 to 2020.	1,775,000	50,000	50,000	100,000	100,000	100,000 + each year after
(h)	Canadian Masonry Research Council funding.	100,000 for 2020	50,000	50,000	100,000	100,000	100,000 + each year after
Subtotals continued on next page		\$ 6,949,450	\$ 699,885	\$ 561,142	\$ 1,261,027	\$ 1,185,000	\$ 935,000



**CANADIAN CONCRETE MASONRY PRODUCERS' ASSOCIATION  
LEVY FUND**

**Note to Financial Statements (continued)**

**Projects in-progress**

**(Unaudited - See Notice to Reader)**

**June 30, 2021**

	Total to 2020	Forecast 2021			Expected Expenditures (1)	
		Q2 YTD	Q3-Q4	Total 2021	2022	2023
Subtotals carried forward	\$ 6,949,450	\$ 699,885	\$ 561,142	\$ 1,261,027	\$ 1,185,000	\$ 935,000
(i) Atlantic Masonry Institute contribution, funded by a levy fee of 5.0 cents per block sold by participant members.	60,985 for 2020	44,109	35,891	80,000	80,000 (3)	80,000 + each year after (3)
(j) Prolevy fee payable to NCMA at 10% of the levy fees that would be collected by the Association based on a net 1.5 cent per unit levy.	50,258 for 2020	24,266	30,734	55,000	60,000 (4)	60,000 (4)
(k) Environmental product declaration - concrete masonry units.	-	7,563	22,687	30,250	-	-
(l) Secondary engineering support.	26,204 for 2020	-	30,000	30,000	30,000	30,000 + each year after
(m) Alberta Masonry Council - Government relations campaign.	88,571	-	30,000	30,000	30,000	-
(n) Advertising and marketing programs.	12,266 for 2020	1,875	23,125	25,000	25,000	25,000 + each year after
(o) Canadian Masonry Contractors Association (CMCA) conference sponsorship.	267,185	-	25,000	25,000	-	-
(p) Development of the National Building Code Canada (NBCC), in collaboration with NRC for research and development involving sound transmission analysis and measurement of the vibration reduction index, with additional funding of \$20,000 from the Canadian Precast Prestressed Concrete Institute.	424,068	-	25,000	25,000	80,000	80,000
Subtotals continued on next page	\$ 7,878,987	\$ 777,698	\$ 783,579	\$ 1,561,277	\$ 1,490,000	\$ 1,210,000

**CANADIAN CONCRETE MASONRY PRODUCERS' ASSOCIATION****LEVY FUND****Note to Financial Statements (continued)****Projects in-progress****(Unaudited - See Notice to Reader)****June 30, 2021**

	Total to 2020	Forecast 2021			Expected Expenditures (1)	
		Q2 YTD	Q3-Q4	Total 2021	2022	2023
Subtotals carried forward	\$ 7,878,987	\$ 777,698	\$ 783,579	\$ 1,561,277	\$ 1,490,000	\$ 1,210,000
(q) Masonry Alliance for Codes and Standards membership and contribution.	23,842 for 2020	23,007	-	23,007	25,000	25,000 + each year after
(r) AEMQ sponsorship.	20,500	-	10,500	10,500	-	-
(s) Masonry Apprenticeship Training Textbook.	161,838	-	10,000	10,000	10,000	10,000 + each year after
(t) Masonry training scholarships.	- for 2020	10,000	-	10,000	10,000	10,000 + each year to 2025
(u) Cost comparison study - Multi-residential structures.	48,813	5,000	1,900	6,900	-	-
(v) Other research projects.	-	4,380	-	4,380	-	-
(w) Ontario Masonry Contractors' Association sponsorship.	15,000	-	-	-	-	-
(x) Creation of the new Royal Architectural Institute of Canada (RAIC) Centre for Architecture at Athabasca University.	250,000	-	-	-	-	-
(y) Block machine for McMaster University.	197,735	-	-	-	-	-
(z) Masonry Design Awards.	174,200	-	-	-	-	-
(aa) Educational tools.	105,884	-	-	-	-	-
(ab) Foundation Project - McMaster University.	100,763	-	-	-	-	-
(ac) National Research Council (NRC) research.	85,423	-	-	-	-	-
(ad) CSA standard from 2009 to 2013.	75,000	-	-	-	-	-
Subtotals continued on next page	\$ 9,137,985	\$ 820,085	\$ 805,979	\$ 1,626,064	\$ 1,535,000	\$ 1,255,000

**CANADIAN CONCRETE MASONRY PRODUCERS' ASSOCIATION****LEVY FUND****Note to Financial Statements (continued)****Projects in-progress****(Unaudited - See Notice to Reader)****June 30, 2021**

	Total to 2020	Forecast 2021			Expected Expenditures (1)	
		Q2 YTD	Q3-Q4	Total 2021	2022	2023
Subtotals carried forward	\$ 9,137,985	\$ 820,085	\$ 805,979	\$ 1,626,064	\$ 1,535,000	\$ 1,255,000
(ae) Wall Draining Project (NRC).	62,218	-	-	-	-	-
(af) Seismic Design Guide.	55,717	-	-	-	-	-
(ag) Development of Canadian Framework and Guide regarding Apparent Sound Insulation in Construction - Phases 1-2.	30,000	-	-	-	-	-
(ah) Cement study.	30,000	-	-	-	-	-
(ai) Altus/MasonryWorks wall costs study.	17,500	-	-	-	-	-
(aj) Thermal Performance Guide.	16,000	-	-	-	-	-
(ak) Unit Strength Method Correlation Study.	15,044	-	-	-	-	-
(al) National Sciences and Engineering Research Council (NSERC) funding.	15,000	-	-	-	-	-
(am) Single Wythe energy study.	12,990	-	-	-	-	-
(an) Canada-U.S. Standards Summit.	7,257	-	-	-	-	-
(ao) Insurance cost study.	5,918	-	-	-	-	-
(ap) Leadership in Energy and Environmental Design (LEED) standards development.	4,973	-	-	-	-	-
(aq) Load Bearing Masonry and Innovation Drive Project.	4,000	-	-	-	-	-
(ar) SMART/dynamics of masonry subscriptions.	3,391	-	-	-	-	-
<b>Totals</b>	<b>\$ 9,417,993</b>	<b>\$ 820,085</b>	<b>\$ 805,979</b>	<b>\$ 1,626,064</b>	<b>\$ 1,535,000</b>	<b>\$ 1,255,000</b>

## **CANADIAN CONCRETE MASONRY PRODUCERS' ASSOCIATION**

### **LEVY FUND**

**Note to Financial Statements (continued)**

**Projects in-progress**

**(Unaudited - See Notice to Reader)**

**June 30, 2021**

---

- (1) Annual totals after 2023:
  - 2024-25 \$ 1,175,000
  - 2026 and each year thereafter 1,165,000
- (2) Payment amount based on unit block sales in Québec.
- (3) Payment amount equal to the levy revenues raised by producer members that are also members of the Atlantic Masonry Institute at an incremental 5.0 cents per block.
- (4) Payment amount based on total unit block sales.

**CANADIAN CONCRETE MASONRY PRODUCERS' ASSOCIATION****LEVY FUND****Block Sales Report****(Unaudited - See Notice to Reader)****For the three and six months ended June 30, 2021**

	<b>Q1</b>	<b>Q2</b>
<b>BLOCK SALES</b>	(1)	
<b>Quarter totals</b>		
Standard	5,475,305	7,289,590
Lightweight	1,257,801	1,398,940
Architectural	271,594	484,316
<b>Total</b>	<b>7,004,700</b>	<b>9,172,846</b>
<b>Year-to-date totals</b>		
Standard	5,475,305	12,764,895
Lightweight	1,257,801	2,656,741
Architectural	271,594	755,910
<b>Total</b>	<b>7,004,700</b>	<b>16,177,546</b>
<b>LEVY FEES</b>	(1)	
<b>Quarter totals</b>		
Gross amount	\$ 350,235	\$ 458,642
Less: Administration	(35,024)	(45,864)
<b>Net Levy fees</b>	<b>\$ 315,211</b>	<b>\$ 412,778</b>
<b>Year-to-date totals</b>		
Gross amount	\$ 350,235	\$ 808,877
Less: Administration	(35,024)	(80,888)
<b>Net Levy fees</b>	<b>\$ 315,211</b>	<b>\$ 727,989</b>

(1) Levy fees are based on a flat per block rate of 5.0¢ less 0.5¢ for administration.

# CANADIAN CONCRETE MASONRY PRODUCERS' ASSOCIATION

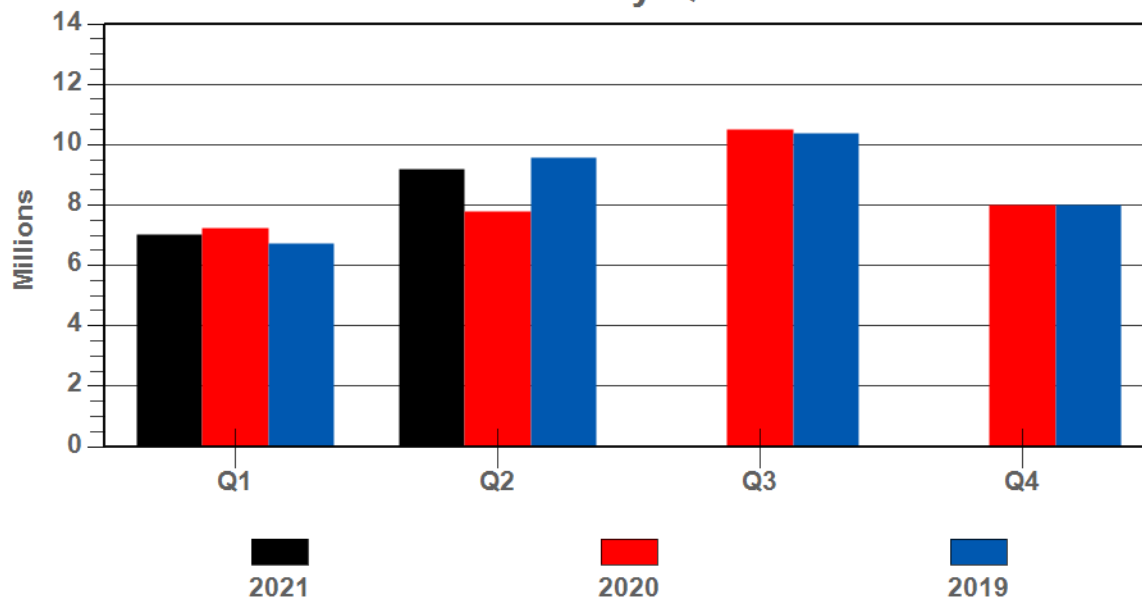
## LEVY FUND

### Block Sales Report (continued)

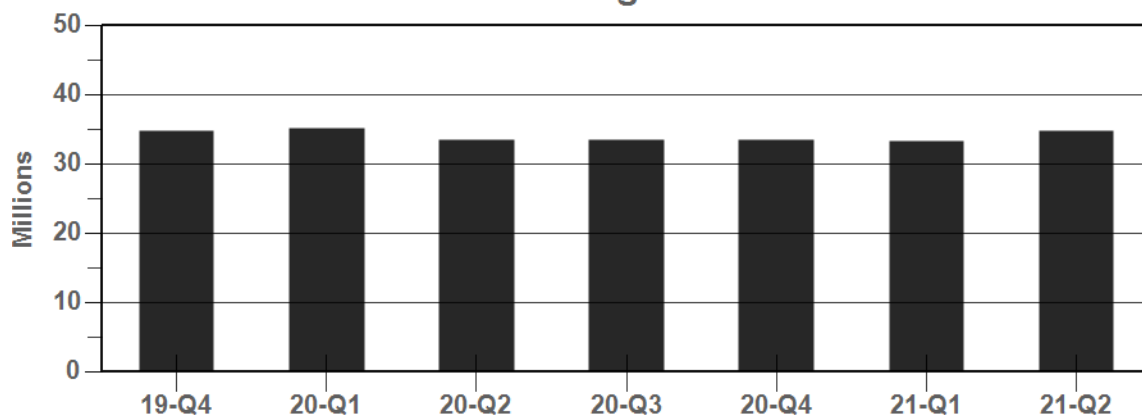
(Unaudited - See Notice to Reader)

For the three and six months ended June 30, 2021

### Block Sales by Quarter



### Block Sales - Trailing Twelve Months



(000's)	Q1	Q2	Q3	Q4
<b>Quarter totals</b>				
2021	7,005	9,173	N/A	N/A
2020	7,235	7,783	10,481	8,006
2019	6,717	9,571	10,361	8,000
<b>Year-to-date totals</b>				
2021	7,005	16,178	N/A	N/A
2020	7,235	15,018	25,499	33,505
2019	6,717	16,288	26,649	34,649