


**CANADIAN CONCRETE MASONRY
PRODUCERS' ASSOCIATION**

LEVY FUND

**Financial Information
(Unaudited)**

First Quarter ended March 31, 2023



www.ccmpa.ca

CANADIAN CONCRETE MASONRY PRODUCERS' ASSOCIATION
LEVY FUND
Contents
(Unaudited)
March 31, 2023

Compilation Engagement Report	1
Financial Information	
Statement of Financial Position	2
Statement of Changes in Net Assets	3
Statement of Revenue and Expenses	4
Expenses	5
Notes to Financial Information	5
Block Sales Report	7 - 8

Compilation Engagement Report

To Management of Canadian Concrete Masonry Producers' Association

On the basis of information provided by management, we have compiled the statement of financial position of the Levy Fund of Canadian Concrete Masonry Producers' Association as at March 31, 2023 and the statements of revenue and expenses and changes in net assets for the three months period then ended, and note 1 ("financial information").

Management is responsible for the accompanying financial information, including the accuracy and completeness of the underlying information used to compile it and the selection of the basis of accounting.

We performed this engagement in accordance with Canadian Standard on Related Services (CSRS) 4200, *Compilation Engagements*, which requires us to comply with relevant ethical requirements. Our responsibility is to assist management in the preparation of the financial information.

We did not perform an audit engagement or a review engagement, nor were we required to perform procedures to verify the accuracy or completeness of the information provided by management. Accordingly, we do not express an audit opinion or a review conclusion, or provide any form of assurance on the financial information.

Readers are cautioned that the financial information may not be appropriate for their purposes.

Dixon, Gordon + Co, LLP

Chartered Professional Accountants, Licensed Public Accountants
Toronto, Canada
July 27, 2023

**CANADIAN CONCRETE MASONRY PRODUCERS' ASSOCIATION
LEVY FUND
Statement of Financial Position
(Unaudited)
March 31, 2023**

	March 31 2023	December 31 2022	March 31 2022
Assets			
Cash and cash equivalents	\$ 57,440	\$ 4,773,608	\$ 4,551,474
Guaranteed investment certificates	4,501,171	-	-
Accrued levy fees	359,433	390,039	315,873
Accounts receivable	48,612	19,973	55,690
Prepaid expense	-	101,289	25,000
	\$ 4,966,656	\$ 5,284,909	\$ 4,948,037
Liabilities			
Accounts payable and accrued liabilities	\$ 166,180	\$ 391,435	\$ 176,746
Sales tax payable	111	12,090	18,043
	166,291	403,525	194,789
Net assets			
Net assets internally restricted (page 3)	4,800,365	4,881,384	4,753,248
	\$ 4,966,656	\$ 5,284,909	\$ 4,948,037

The accompanying notes are an integral part of this financial information.

**CANADIAN CONCRETE MASONRY PRODUCERS' ASSOCIATION
 LEVY FUND
 Statement of Changes in Net Assets
 (Unaudited)
 For the three month period ended March 31, 2023**

	Year-to-date	
	2023	2022
Net assets, beginning of period	\$ 4,881,384	\$ 4,835,156
Excess of expenses over revenue (page 4)	(81,019)	(81,908)
Net assets, end of period	\$ 4,800,365	\$ 4,753,248

The accompanying notes are an integral part of this financial information.

**CANADIAN CONCRETE MASONRY PRODUCERS' ASSOCIATION
LEVY FUND
Statement of Revenue and Expenses
(Unaudited)
For the three month period ended March 31, 2023**

	Year-to-date	
	2023	2022
Revenue		
Levy fees	\$ 344,925	\$ 298,414
Levy fees allocated for contribution	12,801	17,458
Interest income	46,768	3,402
	404,494	319,274
Expenses (page 5) (note 2)		
Technical programs	376,616	304,663
Advertising and promotion	101,094	89,038
General and administration	7,803	7,481
	485,513	401,182
Excess of expenses over revenue	\$ (81,019)	\$ (81,908)

The accompanying notes are an integral part of this financial information.

**CANADIAN CONCRETE MASONRY PRODUCERS' ASSOCIATION
LEVY FUND**

Expenses

(Unaudited)

For the three month period ended March 31, 2023

	Year-to-date	
	2023	2022
Technical programs		
Design software support contribution	\$ 100,000	\$ 100,000
Consulting fees	111,563	29,700
Association des Entrepreneurs en Maçonnerie du Québec (AEMQ) contribution	36,609	33,733
Training Centre block delivery	34,736	35,524
University sponsorships	26,500	19,000
Masonry Alliance for Codes and Standards membership	25,789	24,248
National training fund contribution	25,000	25,000
Canadian Masonry Contractors Association (CMCA) conference sponsorship	-	20,000
Atlantic Masonry Institute contribution	12,801	17,458
Consulting expenses	3,618	-
	\$ 376,616	\$ 304,663
Advertising and promotion		
Masonry Works membership fees	\$ 50,500	\$ 50,000
National Concrete Masonry Association ("NCMA") membership fee	25,000	25,000
NCMA levy contribution	11,497	9,947
Other sponsorships	5,500	-
Other contributions	5,000	-
Website and social media	3,597	3,091
Ontario General Contractors Association sponsorship	-	1,000
	\$ 101,094	\$ 89,038
General and administration		
Accounting and audit	\$ 7,280	\$ 6,975
Legal	513	504
Bank charges	10	2
	\$ 7,803	\$ 7,481

The accompanying notes are an integral part of this financial information.

CANADIAN CONCRETE MASONRY PRODUCERS' ASSOCIATION
LEVY FUND
Notes to Financial Information
(Unaudited)
March 31, 2023

1. Basis of Accounting

The basis of accounting applied in the preparation of the financial information is on the historical cost basis, reflecting cash transactions with the addition of:

- levy fees revenue is recognized when earned, commensurate with the reported volume of concrete masonry block sales as provided by the respective members.
- financial instruments stated at cost or amortized cost, as applicable.
- accounts receivable;
- accounts payable and accrued liabilities.

2. Projected expenses

	Actual 2022	Forecast 2023	Projected	
			2024	2025
University sponsorships	\$ 315,095	\$ 494,000	\$ 464,000	\$ 414,000
Consulting fees	293,325	300,000	250,000	250,000
AEMQ contribution	(1) 126,460	130,000	130,000	130,000
Training Centre block delivery	105,343	125,000	125,000	125,000
Atlantic Masonry Institute contribution	(1) 76,026	110,000	110,000	110,000
Design software support contribution	100,000	100,000	100,000	100,000
National training fund contribution	100,000	100,000	100,000	100,000
Canadian Masonry Research Council funding	100,000	100,000	100,000	100,000
NCMA levy contribution	(1) 49,795	55,000	55,000	55,000
Masonry Works membership fees	50,000	50,000	50,000	50,000
Masonry Alliance for Codes and Standards membership	24,248	25,789	25,000	25,000
NCMA membership fee	25,000	25,000	25,000	25,000
Development of the National Building Code Canada (NBCC) - Sound analysis	10,375	10,375	10,375	-
	\$ 1,375,667	\$ 1,625,164	\$ 1,544,375	\$ 1,484,000

(1) Expense determined on the basis of associated block sales.

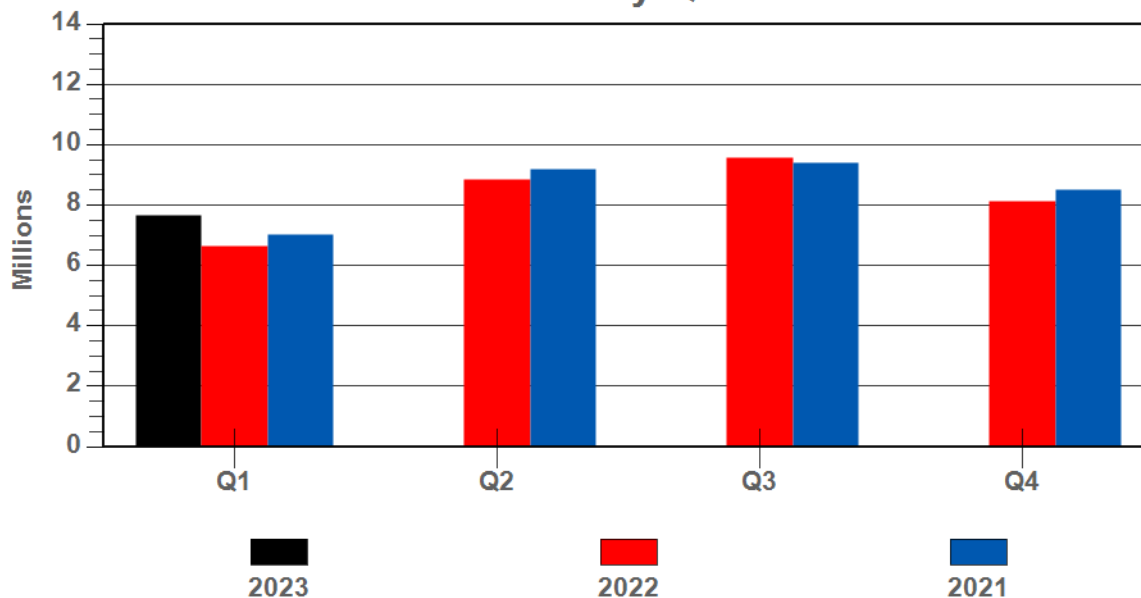
CANADIAN CONCRETE MASONRY PRODUCERS' ASSOCIATION
LEVY FUND
Block Sales Report
(Unaudited)
For the three month period ended March 31, 2023

	Q1
BLOCK SALES	(1)
Quarter totals	
Standard	5,882,058
Lightweight	1,424,645
Architectural	358,293
Total	7,664,996
LEVY FEES	(1)
Quarter totals	
Gross amount	\$ 383,250
Less: Administration	(38,325)
Net Levy fees	\$ 344,925

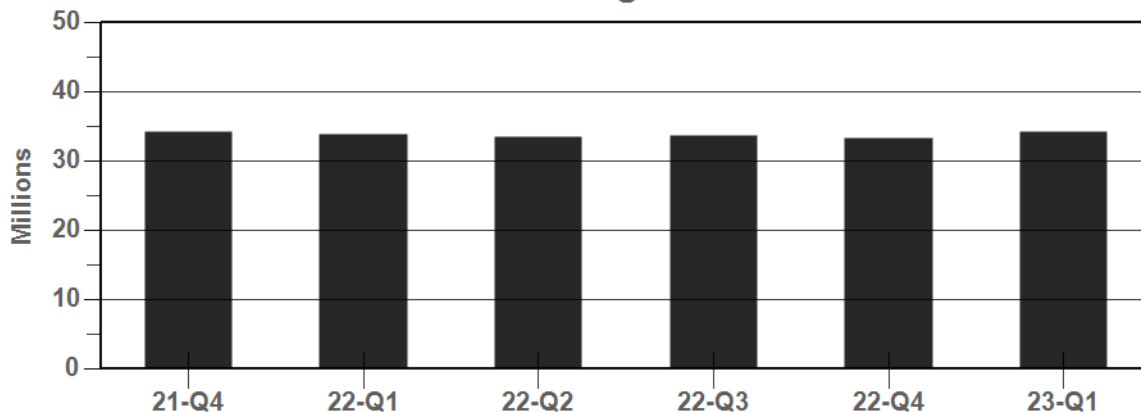
(1) Levy fees are based on a flat per block rate of 5.0¢ less 0.5¢ for administration.

**CANADIAN CONCRETE MASONRY PRODUCERS' ASSOCIATION
LEVY FUND**
Block Sales Report (continued)
(Unaudited)
For the three month period ended March 31, 2023

Block Sales by Quarter



Block Sales - Trailing Twelve Months



(000's)	Q1	Q2	Q3	Q4
Quarter totals				
2023	7,665	N/A	N/A	N/A
2022	6,631	8,860	9,568	8,138
2021	7,005	9,173	9,401	8,505
Year-to-date totals				
2023	7,665	N/A	N/A	N/A
2022	6,631	15,491	25,059	33,197
2021	7,005	16,178	25,579	34,084