


**CANADIAN CONCRETE MASONRY
PRODUCERS' ASSOCIATION**

LEVY FUND

**Financial Information
(Unaudited)**

First Quarter ended March 31, 2024



www.ccmpa.ca

CANADIAN CONCRETE MASONRY PRODUCERS' ASSOCIATION
LEVY FUND

Contents

(Unaudited)
March 31, 2024

Compilation Engagement Report 1

Financial Information

Statement of Financial Position 2

Statement of Changes in Net Assets 3

Statement of Revenue and Expenses 4

Expenses 5

Note to Financial Information 5

Block Sales Report 7 - 8

Compilation Engagement Report

To Management of Canadian Concrete Masonry Producers' Association

On the basis of information provided by management, we have compiled the statement of financial position of the Levy Fund of Canadian Concrete Masonry Producers' Association as at March 31, 2024 and the statements of revenue and expenses and changes in net assets for the three month period then ended, and note 1 ("financial information").

Management is responsible for the accompanying financial information, including the accuracy and completeness of the underlying information used to compile it and the selection of the basis of accounting.

We performed this engagement in accordance with Canadian Standard on Related Services (CSRS) 4200, *Compilation Engagements*, which requires us to comply with relevant ethical requirements. Our responsibility is to assist management in the preparation of the financial information.

We did not perform an audit engagement or a review engagement, nor were we required to perform procedures to verify the accuracy or completeness of the information provided by management. Accordingly, we do not express an audit opinion or a review conclusion, or provide any form of assurance on the financial information.

Readers are cautioned that the financial information may not be appropriate for their purposes.

Dixon, Gordon + Co. LLP

Chartered Professional Accountants, Licensed Public Accountants
Toronto, Canada
June 6, 2024

CANADIAN CONCRETE MASONRY PRODUCERS' ASSOCIATION LEVY FUND

Statement of Financial Position

(Unaudited)

March 31, 2024, with comparative amounts for 2023

	March 31 2024	December 31 2023	March 31 2023
Assets			
Current assets			
Cash and cash equivalents	\$ 201,916	\$ 465,409	\$ 57,440
Guaranteed investment certificates	4,705,576	4,654,741	4,501,171
Accrued levy fees	362,570	413,038	359,433
Accounts receivable	84,813	81,585	48,612
Prepaid expense	-	83,000	-
	\$ 5,354,875	\$ 5,697,773	\$ 4,966,656
Liabilities			
Current liabilities			
Accounts payable and accrued liabilities	\$ 357,388	\$ 597,467	\$ 166,180
Sales tax payable	11,803	22,080	111
	369,191	619,547	166,291
Net assets			
Net assets internally restricted (page 3)	4,985,684	5,078,226	4,800,365
	\$ 5,354,875	\$ 5,697,773	\$ 4,966,656

The accompanying note is an integral part of this financial information.

CANADIAN CONCRETE MASONRY PRODUCERS' ASSOCIATION LEVY FUND

Statement of Changes in Net Assets

(Unaudited)

For the first quarter ended March 31, 2024, with comparative amounts for 2023

	Q1	
	2024	2023
Net assets, beginning of period	\$ 5,078,226	\$ 4,881,384
Excess of expenses over revenue (page 4)	(92,542)	(81,019)
Net assets, end of period	\$ 4,985,684	\$ 4,800,365

The accompanying note is an integral part of this financial information.

CANADIAN CONCRETE MASONRY PRODUCERS' ASSOCIATION LEVY FUND

Statement of Revenue and Expenses

(Unaudited)

For the first quarter ended March 31, 2024, with comparative amounts for 2023

	Q1	
	2024	2023
Revenue		
Levy fees	\$ 335,921	\$ 344,925
Levy fees allocated for contribution	16,898	12,801
	352,819	357,726
Expenses (page 5)		
Technical programs	372,771	401,616
Advertising and promotion	115,489	76,094
General and administration	8,158	7,803
	496,418	485,513
Excess of expenses over revenue before interest income	(143,599)	(127,787)
Interest income	51,057	46,768
Excess of expenses over revenue	\$ (92,542)	\$ (81,019)

The accompanying note is an integral part of this financial information.

CANADIAN CONCRETE MASONRY PRODUCERS' ASSOCIATION

LEVY FUND

Expenses

(Unaudited)

For the first quarter ended March 31, 2024, with comparative amounts for 2023

	Q1	
	2024	2023
Technical programs		
Consulting fees	\$ 12,838	\$ 111,563
Design software support contribution	100,000	100,000
University sponsorships	70,163	51,500
Training Centre block delivery	50,745	34,736
Association des Entrepreneurs en Maçonnerie du Québec (AEMQ) contribution	34,687	36,609
Masonry Alliance for Codes and Standards membership	27,222	25,789
National training fund contribution	25,000	25,000
Canadian Masonry Contractors Association (CMCA) conference sponsorship	20,000	-
Atlantic Masonry Institute contribution	16,898	12,801
Masonry Design Awards	15,000	-
Consulting expenses	218	3,618
	\$ 372,771	\$ 401,616
Advertising and promotion		
Masonry Council of Ontario membership fees and contribution	\$ 50,500	\$ 50,500
AEMQ sponsorship	16,500	-
Concrete Masonry and Hardscapes Association (CMHA) membership fee	12,500	-
CMHA levy contribution	11,197	11,497
Website and social media	7,811	3,597
Industry partner sponsorships	7,424	5,500
Ontario Masonry Contractors' Association sponsorship	5,000	-
Alberta Masonry Council - Government relations campaign	-	5,000
The Masonry Society sponsorship - North American Masonry Conference	3,083	-
Membership fees - Other	1,474	-
	\$ 115,489	\$ 76,094
General and administration		
Accounting and audit	\$ 7,520	\$ 7,280
Legal	597	513
Postage and courier	40	-
Bank charges	1	10
	\$ 8,158	\$ 7,803

The accompanying note is an integral part of this financial information.

CANADIAN CONCRETE MASONRY PRODUCERS' ASSOCIATION LEVY FUND

Note to Financial Information

(Unaudited)

For the first quarter ended March 31, 2024, with comparative amounts for 2023

1. Basis of Accounting

The basis of accounting applied in the preparation of the financial information is on the historical cost basis, reflecting cash transactions with the addition of:

- levy fees revenue is recognized when earned, commensurate with the reported volume of concrete masonry block sales as provided by the respective members.
- financial instruments stated at cost or amortized cost, as applicable.
- accounts receivable;
- accounts payable and accrued liabilities.

CANADIAN CONCRETE MASONRY PRODUCERS' ASSOCIATION LEVY FUND

Block Sales Report

(Unaudited)

For the first quarter ended March 31, 2024, with comparative amounts for 2023

	Q1
BLOCK SALES	(1)
Quarter totals	
Standard	5,816,616
Lightweight	1,404,144
Architectural	244,152
Total	7,464,912
 LEVY FEES	 (1)
Quarter totals	
Gross amount	\$ 373,246
Less: Administration	(37,325)
Net Levy fees	\$ 335,921

(1) Levy fees are based on a flat per block rate of 5.0¢ less 0.5¢ for administration.

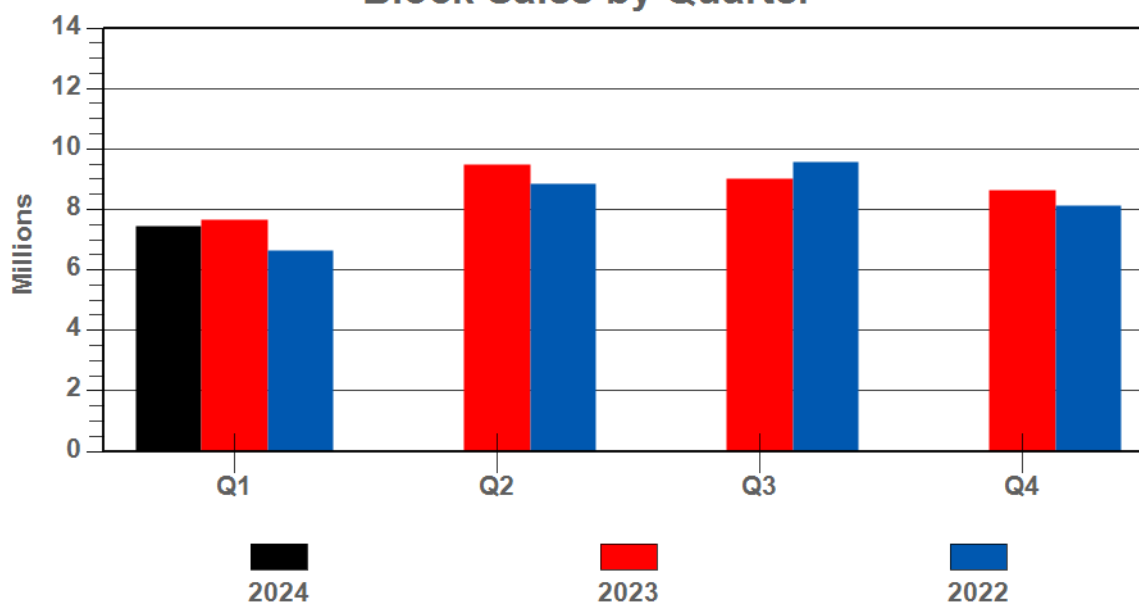
CANADIAN CONCRETE MASONRY PRODUCERS' ASSOCIATION LEVY FUND

Block Sales Report (continued)

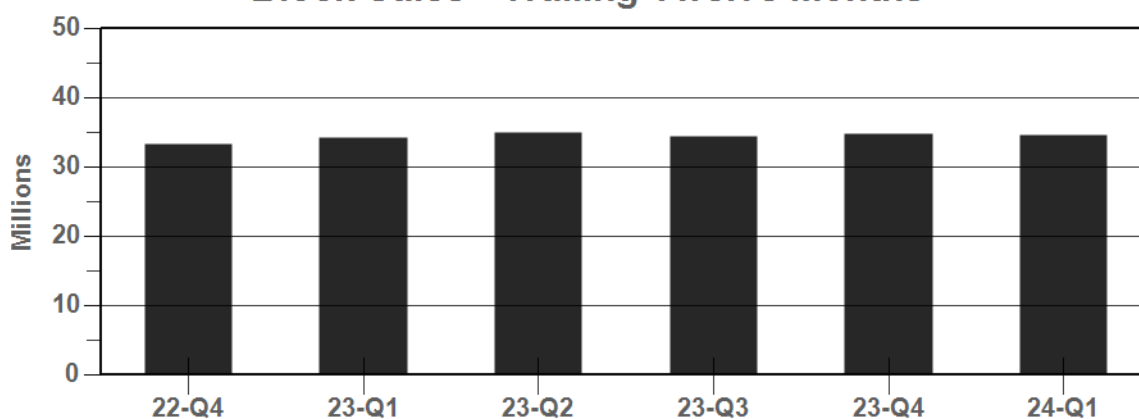
(Unaudited)

For the first quarter ended March 31, 2024, with comparative amounts for 2023

Block Sales by Quarter



Block Sales - Trailing Twelve Months



(000's)	Q1	Q2	Q3	Q4
Quarter totals				
2024	7,465	N/A	N/A	N/A
2023	7,665	9,476	9,001	8,647
2022	6,631	8,860	9,568	8,138
Year-to-date totals				
2024	7,465	N/A	N/A	N/A
2023	7,665	17,141	26,142	34,789
2022	6,631	15,491	25,059	33,197