


**CANADIAN CONCRETE MASONRY
PRODUCERS' ASSOCIATION**

LEVY FUND

**Financial Information
(Unaudited)**

Third Quarter ended September 30, 2024



www.ccmpa.ca

CANADIAN CONCRETE MASONRY PRODUCERS' ASSOCIATION
LEVY FUND

Contents

(Unaudited)
September 30, 2024

Compilation Engagement Report 1

Financial Information

Statement of Financial Position 2

Statement of Changes in Net Assets 3

Statement of Revenue and Expenses 4

Expenses 5 - 6

Note to Financial Information 6

Block Sales Report 8 - 9

Compilation Engagement Report

To Management of Canadian Concrete Masonry Producers' Association

On the basis of information provided by management, we have compiled the statement of financial position of the Levy Fund of Canadian Concrete Masonry Producers' Association as at September 30, 2024 and the statements of revenue and expenses and changes in net assets for the three and nine month periods then ended, and note 1 ("financial information").

Management is responsible for the accompanying financial information, including the accuracy and completeness of the underlying information used to compile it and the selection of the basis of accounting.

We performed this engagement in accordance with Canadian Standard on Related Services (CSRS) 4200, *Compilation Engagements*, which requires us to comply with relevant ethical requirements. Our responsibility is to assist management in the preparation of the financial information.

We did not perform an audit engagement or a review engagement, nor were we required to perform procedures to verify the accuracy or completeness of the information provided by management. Accordingly, we do not express an audit opinion or a review conclusion, or provide any form of assurance on the financial information.

Readers are cautioned that the financial information may not be appropriate for their purposes.

Dixon, Gordon + Co. LLP

Chartered Professional Accountants, Licensed Public Accountants
Toronto, Canada
November 27, 2024

CANADIAN CONCRETE MASONRY PRODUCERS' ASSOCIATION LEVY FUND

Statement of Financial Position

(Unaudited)

September 30, 2024, with comparative amounts for 2023

	September 30 2024	December 31 2023	September 30 2023
Assets			
Current assets			
Cash and cash equivalents	\$ 506,231	\$ 465,409	\$ 386,545
Guaranteed investment certificates	551,579	4,654,741	4,603,347
Accrued levy fees	423,622	413,038	435,834
Accounts receivable	100,810	81,585	73,088
Prepaid expense	-	83,000	-
	1,582,242	5,697,773	5,498,814
Guaranteed investment certificates	4,256,273	-	-
	\$ 5,838,515	\$ 5,697,773	\$ 5,498,814
Liabilities			
Current liabilities			
Accounts payable and accrued liabilities	\$ 418,965	\$ 597,467	\$ 429,043
Sales tax payable	39,491	22,080	25,171
	458,456	619,547	454,214
Net assets			
Net assets internally restricted (page 3)	5,380,059	5,078,226	5,044,600
	\$ 5,838,515	\$ 5,697,773	\$ 5,498,814

The accompanying note is an integral part of this financial information.

CANADIAN CONCRETE MASONRY PRODUCERS' ASSOCIATION LEVY FUND

Statement of Changes in Net Assets

(Unaudited)

For the third quarter ended September 30, 2024, with comparative amounts for 2023

	Q3		Q3 YTD	
	2024	2023	2024	2023
Net assets, beginning of period	\$ 5,168,433	\$ 4,986,428	\$ 5,078,226	\$ 4,881,384
Excess of revenue over expenses (page 4)	211,626	58,172	301,833	163,216
Net assets, end of period	\$ 5,380,059	\$ 5,044,600	\$ 5,380,059	\$ 5,044,600

The accompanying note is an integral part of this financial information.

CANADIAN CONCRETE MASONRY PRODUCERS' ASSOCIATION LEVY FUND

Statement of Revenue and Expenses

(Unaudited)

For the third quarter ended September 30, 2024, with comparative amounts for 2023

	Q3		Q3 YTD	
	2024	2023	2024	2023
Revenue				
Levy fees	\$ 403,441	\$ 405,072	\$ 1,145,426	\$ 1,176,409
Levy fees allocated for contribution	20,185	28,033	61,245	65,978
	423,626	433,105	1,206,671	1,242,387
Expenses (pages 5-6)				
Technical programs	223,355	265,526	830,640	940,547
Advertising and promotion	33,215	153,563	207,877	265,372
General and administration	10,299	7,525	25,980	22,661
	266,869	426,614	1,064,497	1,228,580
Excess of revenue over expenses before interest income	156,757	6,491	142,174	13,807
Interest income	54,869	51,681	159,659	149,409
Excess of revenue over expenses	\$ 211,626	\$ 58,172	\$ 301,833	\$ 163,216

The accompanying note is an integral part of this financial information.

CANADIAN CONCRETE MASONRY PRODUCERS' ASSOCIATION

LEVY FUND

Expenses

(Unaudited)

For the third quarter ended September 30, 2024, with comparative amounts for 2023

	Q3		Q3 YTD	
	2024	2023	2024	2023
Technical programs				
Consulting fees	\$ 14,785	\$ 122,569	\$ 49,235	\$ 295,500
University sponsorships	21,000	50,000	188,496	116,500
Design software support contribution	-	-	100,000	100,000
Association des Entrepreneurs en Maçonnerie du Québec (AEMQ) contribution	34,749	23,721	99,596	91,975
Training Centre block delivery	22,240	14,117	99,232	88,080
National training fund contribution	25,000	25,000	75,000	75,000
Atlantic Masonry Institute contribution	20,185	28,033	61,245	65,978
Canada Masonry Design Centre - Research consulting	55,000	-	55,000	50,000
Masonry Design Awards	5,000	-	30,000	-
Masonry Alliance for Codes and Standards membership	-	-	27,222	25,789
National Research Council (NRC) research	25,000	-	25,000	-
Canadian Masonry Contractors Association (CMCA) conference sponsorship	-	-	20,000	20,000
Consulting expenses	396	2,086	614	11,725
	\$ 223,355	\$ 265,526	\$ 830,640	\$ 940,547
Advertising and promotion				
Masonry Council of Ontario membership fees and contribution	\$ -	\$ 70,000	\$ 50,500	\$ 120,500
Concrete Masonry and Hardscapes Association (CMHA) membership fee	-	50,000	50,000	50,000
CMHA levy contribution	13,448	13,503	38,181	39,214
Website and social media	9,493	5,306	21,591	13,196
Industry partner sponsorships	8,645	5,803	18,469	15,303
AEMQ sponsorship	-	5,800	16,500	5,800
The Masonry Society sponsorship - North American Masonry Conference	-	-	3,083	10,488
Alberta Masonry Council - Government relations campaign	-	-	-	5,000
Ontario Masonry Contractors' Association sponsorship	-	-	5,000	-
Membership fees - Other	1,629	1,439	4,553	2,879
Advertising	-	1,712	-	2,992
	\$ 33,215	\$ 153,563	\$ 207,877	\$ 265,372

Continued on next page

The accompanying note is an integral part of this financial information.

CANADIAN CONCRETE MASONRY PRODUCERS' ASSOCIATION LEVY FUND

Expenses (continued)

(Unaudited)

For the third quarter ended September 30, 2024, with comparative amounts for 2023

	Q3		Q3 YTD	
	2024	2023	2024	2023
General and administration				
Accounting and audit	\$ 7,520	\$ 7,280	\$ 22,560	\$ 21,840
Meeting and seminars	2,718	-	2,718	-
Legal	-	-	597	513
Bank charges	9	210	11	230
Postage and courier	52	35	94	78
	\$ 10,299	\$ 7,525	\$ 25,980	\$ 22,661

The accompanying note is an integral part of this financial information.

CANADIAN CONCRETE MASONRY PRODUCERS' ASSOCIATION LEVY FUND

Note to Financial Information

(Unaudited)

For the third quarter ended September 30, 2024, with comparative amounts for 2023

1. Basis of Accounting

The basis of accounting applied in the preparation of the financial information is on the historical cost basis, reflecting cash transactions with the addition of:

- levy fees revenue is recognized when earned, commensurate with the reported volume of concrete masonry block sales as provided by the respective members.
- financial instruments stated at cost or amortized cost, as applicable.
- accounts receivable;
- accounts payable and accrued liabilities.

CANADIAN CONCRETE MASONRY PRODUCERS' ASSOCIATION LEVY FUND

Block Sales Report

(Unaudited)

For the third quarter ended September 30, 2024, with comparative amounts for 2023

	Q1	Q2	Q3
BLOCK SALES	(1)		
Quarter totals			
Standard	5,816,616	6,996,816	7,128,264
Lightweight	1,404,144	1,595,093	1,443,778
Architectural	244,152	431,734	393,323
Total	7,464,912	9,023,643	8,965,365
Year-to-date totals			
Standard	5,816,616	12,813,432	19,941,696
Lightweight	1,404,144	2,999,237	4,443,015
Architectural	244,152	675,886	1,069,209
Total	7,464,912	16,488,555	25,453,920
LEVY FEES	(1)		
Quarter totals			
Gross amount	\$ 373,246	\$ 451,182	\$ 448,268
Less: Administration	(37,325)	(45,118)	(44,827)
Net Levy fees	\$ 335,921	\$ 406,064	\$ 403,441
Year-to-date totals			
Gross amount	\$ 373,246	\$ 824,428	\$ 1,272,696
Less: Administration	(37,325)	(82,443)	(127,270)
Net Levy fees	\$ 335,921	\$ 741,985	\$ 1,145,426

(1) Levy fees are based on a flat per block rate of 5.0¢ less 0.5¢ for administration.

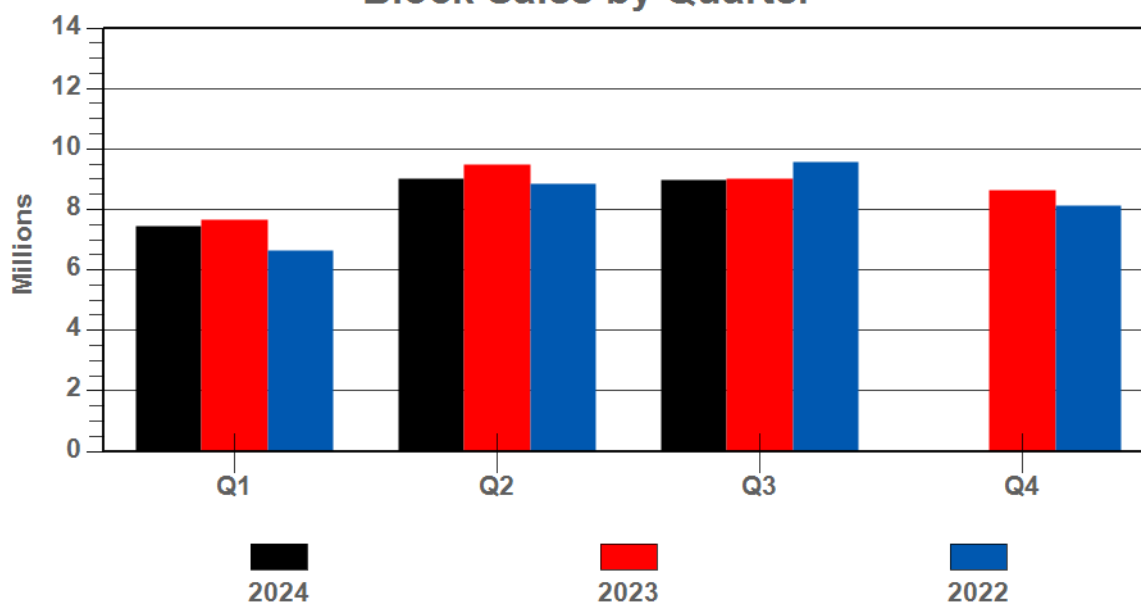
CANADIAN CONCRETE MASONRY PRODUCERS' ASSOCIATION LEVY FUND

Block Sales Report (continued)

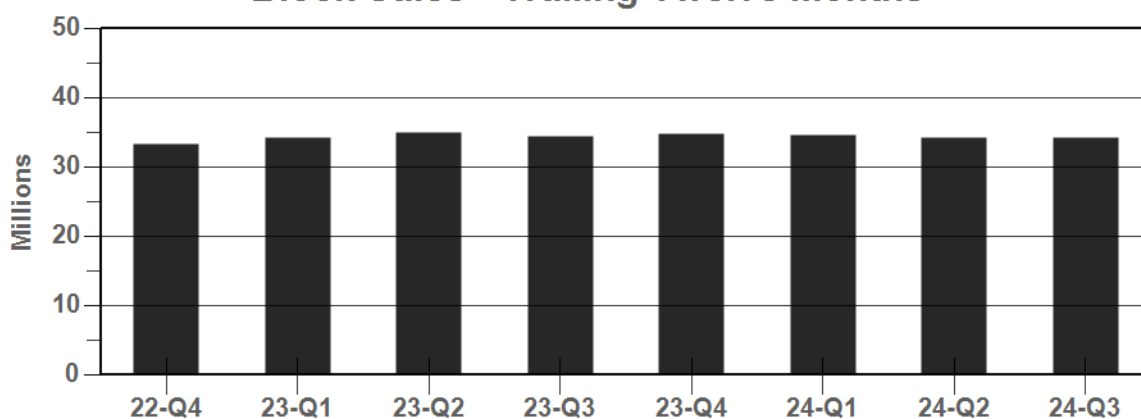
(Unaudited)

For the third quarter ended September 30, 2024, with comparative amounts for 2023

Block Sales by Quarter



Block Sales - Trailing Twelve Months



(000's)	Q1	Q2	Q3	Q4
Quarter totals				
2024	7,465	9,024	8,965	N/A
2023	7,665	9,476	9,001	8,647
2022	6,631	8,860	9,568	8,138
Year-to-date totals				
2024	7,465	16,489	25,454	N/A
2023	7,665	17,141	26,142	34,789
2022	6,631	15,491	25,059	33,197